



Cylinder Rig Drillship


Column Racker




Drillfloor and Drillers Cabin




Drillers Cabin Internal



Riser Catwalk View



Cylinder Hoisting System




Rig Cranes and Pipe Deck




1. Pipe Deck
2. Pipehandling Crane
3. Knuckle Boom Crane
4. Drillfloor
5. Cylinder Hoisting System
6. Top Drive
7. Stand Building Tower
8. Column Racker
9. Gantry Crane
10. Deadline Compensator
11. Flare Boom
12. Marine Riser
13. Bulk Hose Reel Station
14. Utility Winch
15. Pipe Tail-in Arm
16. Driller's Control Chair
17. Driller's Cabin
18. Hydraulic Elevator
19. Riser Catwalk Machine
20. Pipe Catwalk Machine
21. Triplex Mud Pump
22. Centrifugal Pump
23. Agitators
24. Pipe Chute
25. Service Access Basket
26. Telescoping Joint
27. N-Line Tensioners
28. BOP
29. BOP Skid
30. Sack Cutter Machine
31. Surge Tank
32. Liquid Additive Unit
33. Caustic Mixer
34. Big Bag Empty Station
35. Bulk Systems
36. Air Conveyor
37. Shale Shakers
38. Slider Tank Storage Unit
39. Control System Panel Display
40. Manifolds

Mud Pump Room




Under Drillfloor View




Mud Mixing System



Solids Control



Pressure Control



This image is provided by National Oilwell Varco. It is provided for informational purposes only. It is not intended to reflect or address proper rig-up or safety procedures. There may be additional requirements for certain safety equipment that is not depicted in this poster. National Oilwell Varco assumes no liability for any issues arising from the use of this image.