

# Ameron™

## Square Louvered Bollard

### Available in base plate style and embedded style

Ameron spun-cast bollards are an attractive way to enhance your landscape architecture. Our high quality craftsmanship, versatile designs, and array of colors and finishes make it the bollard of choice.

#### Features and Benefits

- Prestressed steel and highest quality concrete are centrifugally cast for ultimate strength and long-term aesthetic appeal.
- Natural stone and terrazzo aggregates maintain a like new appearance with virtually no maintenance.
- Conforms to applicable sections of ACI, AASHTO, ASTM, and IBC standards.
- Exclusive 10-year warranty

#### Colors and Finishes

A wide range of standard, pre-formulated and custom colors are available. The concrete shafts are lightly blasted to expose the texture and color of the natural stone. See separate Aggregates and Finishes sheet for details. We offer Amershield™, a premium graffiti-resistant coating, as well as other durable sealers and protectants that further enhance colors, protect the concrete surface and aid in the removal of graffiti.

**Durability with a classic touch.**



For further information contact us at: 1.800.552.6376



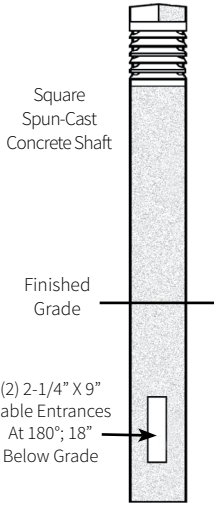
[poleproducts@nov.com](mailto:poleproducts@nov.com)

[nov.com/poleproducts](http://nov.com/poleproducts)

# Ameron™ Square Louvered Bollard

## Embedded Detail

Internally Fastened Cast Aluminum Or Cast Concrete  
Decorative Top Cap



## Baseplate Style - Information

Catalog Number	Pole Height Above Grade	Base F/F	Anchor Bolt	Bolt Circle DIA	Bollard Weight (lbs.)
BBQ0842	42"	8"	(4) 1/2" x 12"	10"	180
BBQ0836	36"	8"	(4) 1/2" x 12"	10"	155

## Embedded Style - Information

Catalog Number	Pole Height Above Grade	Base O.D.	Embedded Depth	Overall Length	Bollard Weight (lbs.)
BEQ0842	42"	8"	30"	6'-0"	300
BEQ0836	36"	8"	30"	5'-6"	260

## Bollard Numbering: i.e. BBF-0842LA (113A)

Bollard	Anchorage	Shape	Diameter Dimensions	Height (Above Grade)	Fixture Style	Standard Concrete Color Mix	Concrete Coating
B	B = Baseplate E = Embedded	Q = Square	08 = 8"	42 = 42"	LC = Louver/Concrete Cap LA = Louver/Aluminum Cap	i.e. 113	S = Sealer A = Acrylic I = Amershield

## Luminaire Numbering: i.e. L20RAA10MHPA

Fixture Style	Shape	Cap Style	Input Voltage	Lamp Wattage	Lamp Type	Color
L20 = 8" Diameter Horizontal Louvers	Q = Square	A = Aluminum C = Concrete	A = 120 V B = 208 V C = 240 V D = 277 V E = 480 V	05 = 50 W 10 = 100 W 15 = 150 W 17 = 175 W 27 = 27 W* 38 = 38 W*	MH = MH HP = HPS IN = INCAND CF = CFL** LE = LED	PA = Semi-Gloss Black PC = Statuary Bronze PM = Verdi Green

\*The 27W and 38W lamps are LED Only. 38W LED increases height 2"

\*\*CFL Luminaires utilize quad lamp holders for 26W (CF26), 32W (CF32) or 42W (CF42) Compact Fluorescent lamps. Standard lamp holders are medium base style.

**Specifications:** Use Centrecon Specifications

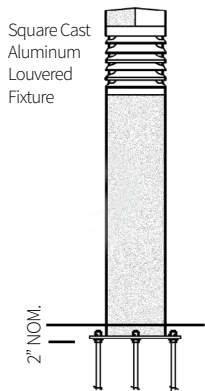
**Colors and finishes:** See Centrecon Color Selection guide

**Luminaire mounting:** See technical-mounting options section for more information

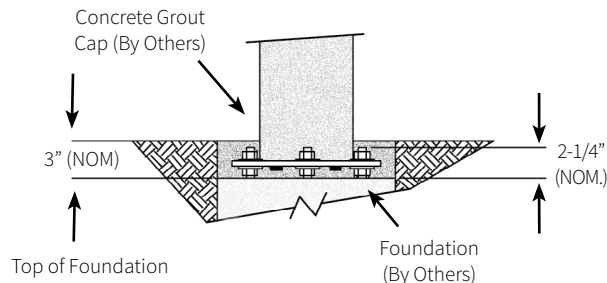
**Anti-graffiti and sealer:** Optional coatings available for added protection

**Options:** House Side Shield, Eye Bolts, GFI Receptacle/Box

## Base Plate Detail



(4) 1/2" X 12" Galv. Steel Anchor Bolts W/ Washers  
Astm F1554 Grade 36



Recommended Field Setup

For further information contact us at: 1.800.552.6376



poleproducts@nov.com

nov.com/poleproducts

© 2017 National Oilwell Varco - All rights reserved - 12822\_ENG\_v01