

Ameron™

Victorian Fluted Bollard

Available in base plate style and embedded style

Ameron spun-cast bollards are an attractive way to enhance your landscape architecture. Our high quality craftsmanship, versatile designs, and array of colors and finishes make it the bollard of choice.

Features and Benefits

- Prestressed steel and highest quality concrete are centrifugally cast for ultimate strength and long-term aesthetic appeal.
- Natural stone and terrazzo aggregates maintain a like new appearance with virtually no maintenance.
- Conforms to applicable sections of ACI, AASHTO, ASTM, and IBC standards.
- Exclusive 10-year warranty

Colors and Finishes

A wide range of standard, pre-formulated and custom colors are available. The concrete shafts are lightly blasted to expose the texture and color of the natural stone. See separate Aggregates and Finishes sheet for details. We offer Amershield™, a premium graffiti-resistant coating, as well as other durable sealers and protectants that further enhance colors, protect the concrete surface and aid in the removal of graffiti.

Durability with a classic touch.



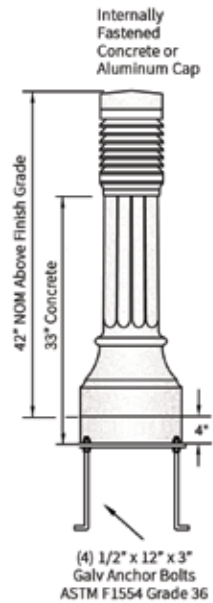
For further information contact us at: 1.800.552.6376



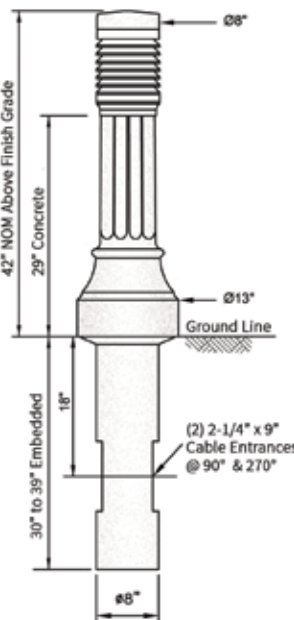
poleproducts@nov.com

nov.com/poleproducts

Ameron™ Victorian Fluted Bollard



Baseplate Detail



Embedded Detail

Baseplate Style - Information

Catalog Number	Height Above Grade	Base O.D.	Anchor Bolt	Base Plate (Sq)	Bolt Circle	Bollard Weight (lbs.)
BBF0842	42"	13"	(4) 1/2" x 12"	14"	16"	250

Embedded Style - Information

Catalog Number	Height Above Grade	Base O.D.	Embedded Depth	Overall Length	Bollard Weight (lbs.)
BEF0842	42"	13"	30"	6'-0"	350
BEF0842 (MOD)	42"	13"	39"	6'-9"	380

Bollard Numbering: i.e. BBF-0842LA (113A)

Bollard	Anchorage	Shape	Diameter Dimintions	Height (Above Grade)	Fixture Style	Standard Concrete Color Mix	Concrete Coating
B	B = Baseplate E = Embedded	F = Fluted	08 = 8"	42 = 42"	LC = Louver/Concrete Cap LA = Louver/Aluminum Cap	i.e. 113	S = Sealer A = Acrylic I = Amershield

Luminaire Numbering: i.e L20RAA10MHPA

Fixture Style	Shape	Cap Style	Input Voltage	Lamp Wattage	Lamp Type	Color
L20 = 8" Diameter Horizontal Louvers	R = Round	A = Aluminum C = Concrete	A = 120 V B = 208 V C = 240 V D = 277 V E = 480 V	05 = 50 W 10 = 100 W 15 = 150 W 17 = 175 W 27 = 27 W* 38 = 38 W*	MH = MH HP = HPS IN = INCAND CF = CFL** LE = LED	PA = Semi-Gloss Black PC = Statuary Bronze PM = Verdi Green

*The 27W and 38W lamps are LED Only. 38W LED increases height 2".

**CFL Luminaires utilize quad lamp holders for 26W (CF26), 32W (CF32) or 42W (CF42) Compact Fluorescent lamps. Standard lamp holders are medium base style. 175W MH, 150W HP or 150W INCAND lamp sources are not available.

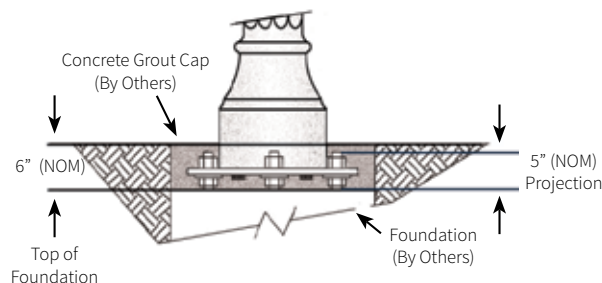
Specifications: Use Contemporary Specifications

Colors and finishes: See Centrecon Color Selection guide

Luminaire mounting: See technical-mounting options section for more information

Anti-graffiti and sealer: Optional coatings available for added protection

Options: House Side Shield, Eye Bolts, GFI Receptacle/Box



Recommended Field Setup

For further information contact us at: 1.800.552.6376



poleproducts@nov.com

nov.com/poleproducts

© 2017 National Oilwell Varco - All rights reserved - 12735_ENG_v01