



# 2023 MS 150 – Team NOV

Saturday, April 29 – Sunday, April 30, 2023

---

## Key Points of Contact

**Team Captain: Travis Thomas**

C: 903-918-6774

E: [travis.thomas@nov.com](mailto:travis.thomas@nov.com)

**Team Captain: Kayla Scherer**

C: 832-867-1969

E: [kayla.scherer@nov.com](mailto:kayla.scherer@nov.com)

**Co-Captain: Robert Fairley**

C: 337-578-3472

E: [robert.fairley@nov.com](mailto:robert.fairley@nov.com)

**Logistics Coordinator: Colt Ables**

C: 601-259-6751

E: [colt.ables@nov.com](mailto:colt.ables@nov.com)

**Safety Coordinator: TC Boyd**

C: 832-260-8195

E: [tc.boyd@nov.com](mailto:tc.boyd@nov.com)

## Schedule of Events

Friday

**Pre-Ride Team Dinner | 4 – 8 pm**

Kirby's Ice House

1015 Gessner Rd.

Houston, Texas 77055

Meet the Team! A get-together for food, drinks, and information pickup

Luggage drop-off is available for all riders looking to take advantage of NOV transportation at the team dinner (*to La Grange only – all riders must use MS Society luggage transportation to College Station*). If using NOV transportation, your luggage will be delivered directly to the team tent in La Grange.

**Please reference the luggage section below for more information and requirements.**



## Saturday

### **Addicks Park n Ride (Energy Corridor) 100 Miles**

14230 Katy Fwy | Houston, TX 77079

*Ride start: 6:45 am*

- Team contact: Travis Thomas 903-918-6774
- Ride meet-up at 6:00 am
- Upon arrival, please check in at the **Rider Check-in location** and proceed to drop off your bags at the **General Luggage Drop Area (if you did not drop off your bags at the team dinner)**. Each rider is allotted two luggage tags, which can be found in your rider packet.

### **Royal School Complex 75 Miles**

2300 Durkin Rd | Pattison, TX 77423

*Ride start: 8:30 am*

- Team Contact: Robert Fairley 337-578-3472
- Ride meet-up at 7:30 am
- Upon arrival, please check in at the **Rider Check-in location** and proceed to drop off your bags at the **General Luggage Drop Area (if you did not drop off your bags at the team dinner)**. Each rider is allotted two luggage tags, which can be found in your rider packet.

### **Austin County Fairgrounds - Bellville 50 Miles**

1076 Hwy 159 E | Bellville, TX 77418

*Ride start: 9:30 am*

- Team Contact: Chelsea Power 682-216-6766
- Ride meet-up at 8:45 am
- Upon arrival, please check in at the **Rider Check-in location** and proceed to drop off your bags at the **General Luggage Drop Area (if you did not drop off your bags at the team dinner)**. Each rider is allotted two luggage tags, which can be found in your rider packet.

All start locations have secure event weekend parking. Vehicles must be picked up on Sunday by 9 pm.

The MS Society provides full support with rest stops, SAG, police, etc., throughout the entirety of the ride. We will also have some spare bike parts on hand, just in case, but we recommend that you bring supplies for yourself if possible.

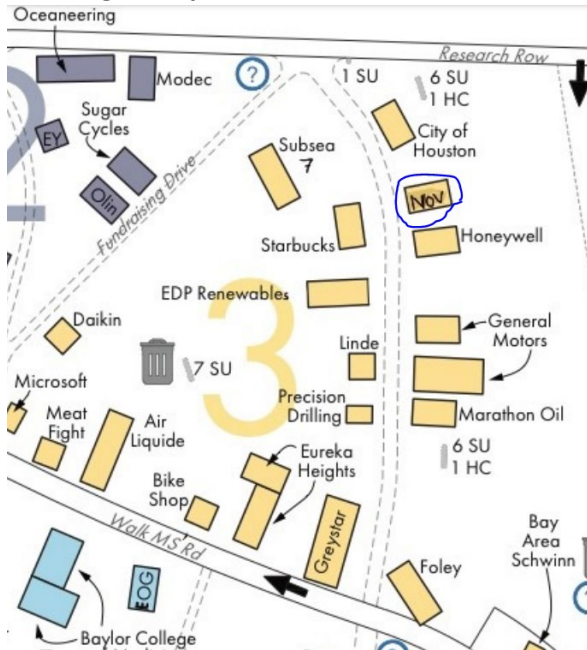


### Routes



The route maps and cues are available through the Ride with GPS application. [Follow these instructions](#) to connect to the Bike MS: Texas MS 150 routes and access the navigation features. Within the app, there is an option to download the route maps to use offline.

### La Grange Camp Site





## Saturday Events & Key Information In La Grange

- Upon arriving in La Grange:
  - Check your bike into the overnight Bike Compound
  - Pick up your luggage and head to your team tent
    - Luggage transported by NOV will be at the tent.
  - Cool down with a shower (9:00 pm shower trucks close)
  - Light snacks available upon arrival at our team tent
  - 100-mile riders - Pick up your official Century Patch fueled by CITGO as you cross the finish line in La Grange at the Fayette County Fairgrounds
  - Get on the schedule for a massage!
- NOV Dinner to be served around 4:00
- **5:30 Primal People's Choice Jersey Contest**
- Live music begins after Primal Jersey Contest
- **Provided by Team NOV at La Grange campsite:**
  - Team tent
  - Restrooms, wash stations, portable power
  - Cot, sleeping bags, pillows, portable phone power
  - Complimentary masseuse (tips appreciated)
  - Light snacks, dinner, and breakfast

## Family and Friends Parking

It is highly recommended that you park at the Event Weekend Shuttle parking lot located at the La Grange High School and take the courtesy shuttles to the Fairgrounds. **No public parking is available at the Fairgrounds. DO NOT PARK along Highway 77 – towing is strictly enforced!**

- Event Weekend Parking Shuttles: *Saturday: 8:00 am to 9:00 pm | Sunday: 5:00 am to 9:00 am*
- Continuous round-trip service from La Grange High School parking lot (820 S Vail St, La Grange, TX 78945) to the Fayette County Fairgrounds is provided at no charge.
- [Event Weekend Shuttle Parking Map](#)

## Sunday

- Breakfast starts at 5:30 am
- Yoga by Amanda Field with [Republic Aerial Yoga](#) – 6:15 am
- 6:45 am start
  - **[New! Leap ahead route from Burton to College Station \(Texas A&M University\)](#)**: 50 miles  
*Are you participating in the leap ahead? If so, please [RSVP](#) by April 7 to secure your shuttle seat and bike transport!*
  - **[Via FM 2145 - Carmine to College Station \(Texas A&M University\)](#)**: 81 miles  
Official Team NOV Route (Backroads)
  - **[Via Texas 237 - Round Top to College Station \(Texas A&M University\)](#)**: 79 miles



## Route Support

Your extraordinary Bike MS experience includes fantastic support. While you ride, you should only be concerned about two things: riding safely and having fun!

[Click here to view](#) the volunteer groups supporting the event.

## Finish Line Checklist

- Load your bike and celebrate with a beer from the Karchach Can Zone \*only available for those riders 21+!
- Come say hi at our tent! Due to your successful fundraising, we have been awarded a priority tent location where volunteers and family will be cheering you on as you cross the finish line! Join us for food, drinks, and fun!

## Family and Friends Parking

Spectators may park at any public lot or garage on the Texas A&M campus. **Due to events taking place on campus, all parking will have a small cash fee, \$5 per entry for both surface lots and garage parking.**

Recommended locations include:

<https://transport.tamu.edu/parkingmap/tsmap.htm?map=vis>

- Surface Lots
  - 74
  - 97
  - 100a-100g
- Garages
  - West Campus Garage (Spectators)
  - University Center Garage (Spectators)
  - Gene Stallings Blvd Garage (Club 300 & Accessible) - *Access Pass or accessible hang tag/license plate required for access*



## Transportation

Team NOV has arranged bus tickets for those who requested them from College Station back to their starting location. **\*You MUST pick up your luggage and load it on the passenger bus.**

**If you need to arrange your own transportation through the Society, visit**

**<https://mssociety.donordrive.com/index.cfm?fuseaction=ticket.start&eventID=1629>**

Buses will begin departing from the Finish Line at Texas A&M at approximately 1:00 pm on Sunday. Please note, departures will not occur until a bus reaches the designated capacity. The last bus will leave approximately 45 minutes after the last rider finishes.

When you finish the Bike MS: Texas MS 150, take your bike to the bike trucks (18-wheelers)\*. **Be sure to load your bike on the truck traveling to the start location where you started on Saturday morning.**

- Before loading your bike onto the truck, make sure the front number from your rider packet is on your bike.
- To retrieve your bike from the bike compound, you must have your rider bib or wristband, no exceptions.
- The bikes will be unloaded into a secure bike compound.
- All bikes must be picked up by 9:00 pm Sunday evening.

The trucks transporting bikes do not depart from Texas A&M University at the same time as the buses, therefore, your bike may not arrive at the start location at the same time as your bus.

\*Please allow 3 to 4 hours from bike loading at the finish to the truck arrival at the start location. We highly recommend that you load your bike onto the trucks located at the end of the finish line chute as soon as you finish the ride before you enjoy the finish line festivities.

### **What do I do after I drop off my bike?**

- Go claim your luggage
- Take a shower if you desire
- Eat and enjoy time with your friends and family
- When you're ready to go back to Houston or Austin, load the passenger bus with your own luggage and board the bus.
  - Please allow approximately three to four (3-4) hours for your bike to arrive at your respective start location. You are responsible for taking your luggage with you on the bus.



**I do NOT plan to use bike transportation through the event on Sunday. Is there a place to store my bike at the Finish Line at Texas A&M?**

Yes! We have a secure bike compound located at the Northwest Activation Tower of the stadium where you can leave your bike while you enjoy the finish line festivities. Please DO NOT take your bike into the team tent area and festivities. You will be asked to take it back to the compound. **PLEASE NOTE: Your bike must be retrieved from the bike compound within 15 minutes after the last rider finishes.**

For security purposes, before dropping off your bike, please ensure that your rider number is still fully intact on your bike. In order to retrieve your bike, you will be **REQUIRED** to show your bib or wristband matching the rider number on the bike. Hence, do not dispose of your bib or wristband after you finish!

**Where do I load the bus for transportation to one of the Official Starting Lines?**

Bus loading and departure will take place in Lot 61 at the northwest corner of the Wellborn Rd. and Joe Routh Blvd intersection. Riders may use the pedestrian walkway under Wellborn Rd. and follow the signs to Lot 61.



## Luggage Requirements & Packing List

### Luggage Requirements

- Each rider is allowed 2 pieces of luggage
- Each luggage piece may not weigh more than 25 pounds
- Place the luggage tags from your rider pack on each luggage piece
- Include personal tags with name and cell phone number on each piece of luggage

### Packing List (items on the route)

- Helmet - **REQUIRED to participate**
- Rider numbers and wristband - **REQUIRED to participate**
- Padded cycling shorts and jersey (provided by Team NOV)
- Cycling gloves and shoes
- Sunglasses, lip balm, and sunscreen
- Tire patch kit, spare tubes, CO2 dispenser, and cartridges or hand pump
- Medical insurance card identification (driver's license)
- Emergency cash and credit card
- Water bottles (placed in bottle cages on bike) or hydration pack
- Jacket/rain poncho

### Packing List (items in overnight bag)

- Soap, shampoo, toiletries, including medications
- Change of clothes for Saturday afternoon/evening
- Plastic cover for bike seat on Saturday night cycling shorts, jersey, etc. for Sunday
- Change of clothes for bus ride home
- Comfortable shoes for walking around on Saturday and Sunday after the ride

### Luggage Transportation

Team NOV is offering luggage transportation only to La Grange. **Place the luggage tags from your rider pack on each luggage piece and abide by Society luggage requirements above.**

- Luggage drop-off is available for all riders looking to take advantage of NOV transportation at the team dinner (*to La Grange only – all riders must use MS Society luggage transportation to College Station*). If using NOV transportation, your luggage will be delivered directly to the team tent in La Grange.

**Sunday morning:** Drop off your luggage at the luggage area in the plaza. Your luggage will be transported to College Station and placed in the luggage area (sorted and arranged by rider number).

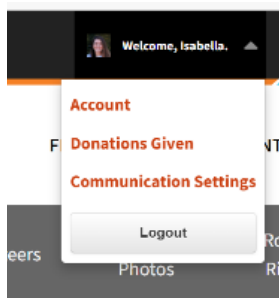
**\*You MUST pick up your luggage and load on the passenger bus for the ride back to the start location.**



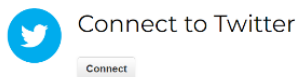
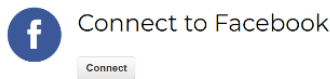


## Prepare for the Ride!

- **Bike Inspections:** Take your bike and cycling shoes to one of the Bike MS: Texas MS 150 Bike Store Sponsors for a FREE professional safety inspection through April 20. (\$15 fee: April 21 – April 28)
  - Bike Safety inspections are not mandatory, but strongly encouraged by the National MS Society to promote a safe ride. Once your bike passes the safety inspection, you will receive a Texas MS 150 bike safety inspection sticker to display on the stem of your bike.
  - With this sticker, you are eligible for FREE labor if you need any mechanical repairs during the ride (parts and materials are extra).
  - Refer to the [Bike Shops](#) section of the website to find a store near you!
- Complete the emergency information on the back of the rider bib
- Make sure your front bike number is visible to capture your photos!
- Review the [Safety section](#) of the Ride Details Page to take the Safe Cycling Quiz and be fully prepared for the ride!
- **Connect to the mission!**
- Locate your Rider Assistance Number on your wristband - Use this number in any case of emergency
- Subscribe to Texts Alerts to stay up to date during ride weekend



### Connect with Social Networks



### Subscriptions

